

## The Convertible/Reversible Bag

EXTERIOR BAG



**Compact**

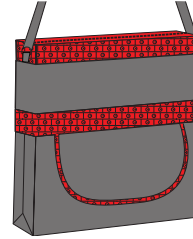
Connect the strap for a small shoulder bag or use as a cosmetic bag while traveling



**Extended**

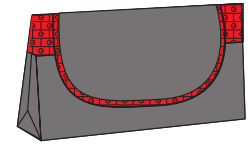
For hands-free sight-seeing and shopping, extend to a cross-over bag. The zippered flap can be worn facing up or down.

INTERIOR BAG



**Extended**

Reverse the bag to find another cross-over bag in a second color way and style. You are sure to coordinate with every outfit!

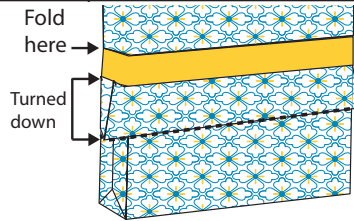


**Compact**

For dinners out and dancing, convert the bag into an evening clutch.

**To Compact:** To convert your bag from the extended configuration to the compact:

- Turn the flap at the center downward
- Push the corners at the top inward
- Push the upper portion into the bottom; folding at the top edge of the center panel
- Move the strap to the lower tabs (if applicable)




**To Extend:** To convert your bag from the compact configuration to the extended:

- Reach in and pull the lining straight up
- Bring the corners at the top of bag outward
- Move the strap to the upper strap tabs

pattern designed by Cozy Nest Design  
www.cozynestdesign.com

## The Convertible/Reversible Bag

EXTERIOR BAG



**Compact**


Connect the strap for a small shoulder bag or use as a cosmetic bag while traveling



**Extended**

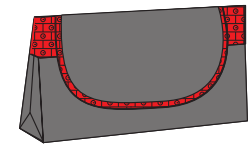
For hands-free sight-seeing and shopping, extend to a cross-over bag. The zippered flap can be worn facing up or down.

INTERIOR BAG



**Extended**

Reverse the bag to find another cross-over bag in a second color way and style. You are sure to coordinate with every outfit!

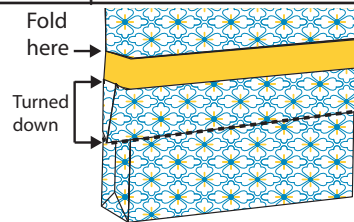


**Compact**

For dinners out and dancing, convert the bag into an evening clutch.

**To Compact:** To convert your bag from the extended configuration to the compact:

- Turn the flap at the center downward
- Push the corners at the top inward
- Push the upper portion into the bottom; folding at the top edge of the center panel
- Move the strap to the lower tabs (if applicable)



**To Extend:** To convert your bag from the compact configuration to the extended:

- Reach in and pull the lining straight up
- Bring the corners at the top of bag outward
- Move the strap to the upper strap tabs

pattern designed by Cozy Nest Design  
www.cozynestdesign.com